

CITATION 300

CITATION 500

/



OWNER'S  
MANUAL

**harman/kardon**  
by HARMAN

# / IMPORTANT SAFETY INSTRUCTIONS

## **Verify Line Voltage Before Use**

The Citation speaker has been designed for use with 100-240 volt, 50/60 Hz AC current. Connection to a line voltage other than that for which your product is intended can create a safety and fire hazard and may damage the unit. If you have any questions about the voltage requirements for your specific model or about the line voltage in your area, contact your selling dealer before plugging the unit into a wall outlet.

## **Do Not Use Extension Cords**

To avoid safety hazards, use only the power cord supplied with your unit. We do not recommend that extension cords be used with this product. As with all electrical devices, do not run power cords under rugs or carpets, or place heavy objects on them. Damaged power cords should be replaced immediately by an authorized service center with a cord that meets factory specifications.

## **Handle the AC Power Cord Gently**

When disconnecting the power cord from an AC outlet, always pull the plug; never pull the cord. If you do not intend to use your speaker for any considerable length of time, disconnect the plug from the AC outlet.

## **Do Not Open the Cabinet**

There are no user-serviceable components inside this product. Opening the cabinet may present a shock hazard, and any modification to the product will void your warranty. If water accidentally falls inside the unit, disconnect it from the AC power source immediately, and consult an authorized service center.

# / TABLE OF CONTENTS

IMPORTANT SAFETY INSTRUCTIONS.....	2
INTRODUCTION .....	4
WHAT'S IN THE BOX.....	5
PRODUCT OVERVIEW.....	6
PLACEMENT.....	8
POWER ON.....	9
CONNECTING TO WI-FI.....	10
USING YOUR CITATION SPEAKER.....	11
SETTINGS.....	14
SPECIFICATIONS.....	16
TROUBLESHOOTING.....	18
TRADEMARKS .....	19

# / INTRODUCTION

This manual includes information of CITATION 300 and CITATION 500 speakers. We encourage you to take a few minutes to read this manual, which describes the products and includes step-by-step instructions to help you set up and get started. Read and understand all the safety instructions before using your product.


**This product may have an important software update available. Please follow the instructions to connect the product to Wi-Fi to ensure that your product has the most recent software updates.**

Design and specifications are subject to change without notice.

If you have any questions about these products, their installation or their operation, please contact your Harman Kardon retailer or customer service, or visit us at [www.harmankardon.com](http://www.harmankardon.com)

# / WHAT'S IN THE BOX

Carefully unpack the box and check if the following parts are included. If any part is damaged, do not use it, contact your Harman Kardon retailer or customer service.

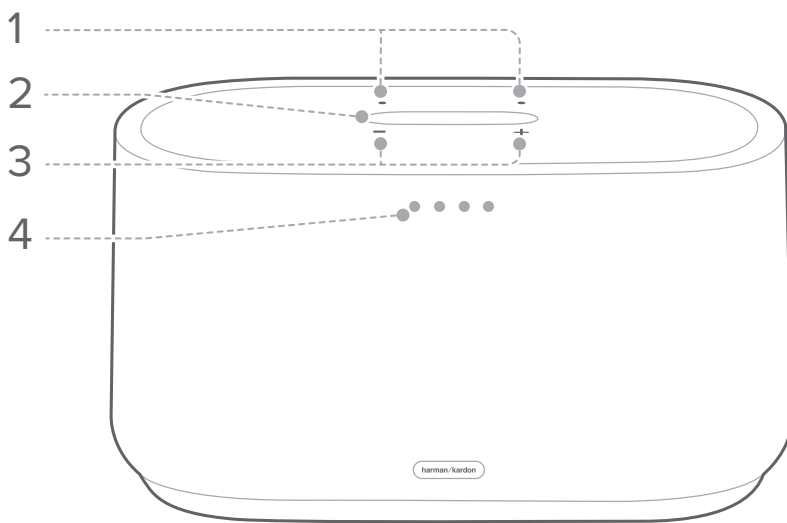


1. Main unit (CITATION 500 / CITATION 300)
2. Power cord\*

\* Power cord quantity and plug type vary by regions.




# PRODUCT OVERVIEW

## Top Panel and Front Side



### 1. Microphones

### 2. Touch screen

	<ul style="list-style-type: none"> <li>• Press to mute or resume the microphone.</li> </ul>
	<ul style="list-style-type: none"> <li>• Press to activate Google Assistant.</li> </ul>
	<ul style="list-style-type: none"> <li>• Press to enter Bluetooth pairing mode.</li> <li>• Press and hold more than 3 seconds to disable Bluetooth.</li> </ul>

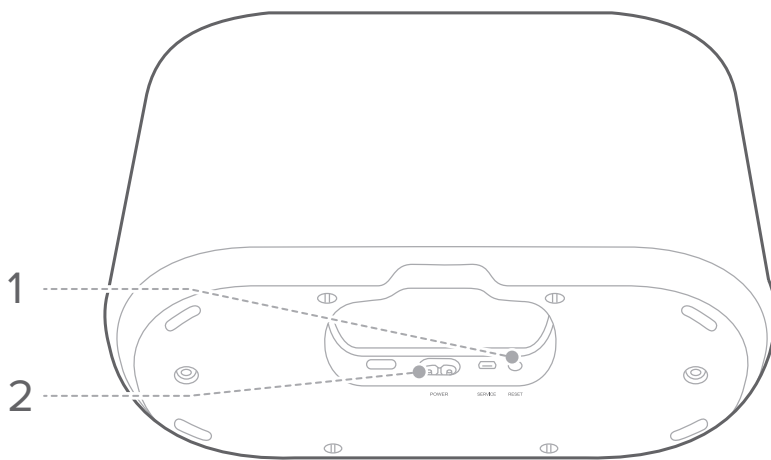
### 3. + / - (Volume)

- Press to increase or decrease the volume.

### 4. LED indicators

○○○○	White (Breathing slowly)	Listening
○○○○	White (Breathing fast)	Responding
●●●●	Amber (Constant)	Microphone muted
○○○○	White (Breathing for three times)	Power on / system startup

## Bottom Side



### 1. RESET

- Press and hold for 5 seconds to restore the factory settings.

### 2. POWER

- Connect to the power supply.

# / PLACEMENT

Place your Citation speaker on any flat and stable surface near a wall outlet.

**NOTES:**

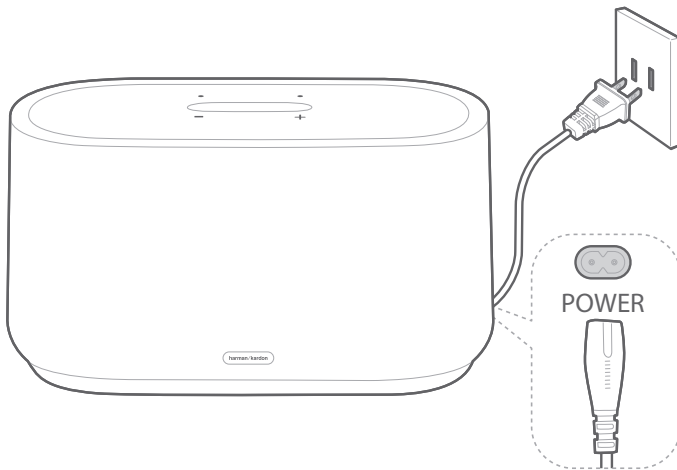
- You can place your Citation speaker anywhere in your house, from the basement to upstairs, and from the bedroom to the kitchen.
- For a better connection quality, place the speaker as close to your wireless router as possible.



# / POWER ON

## NOTES:

- Use only the provided power cord.
- 1) Plug one end of the AC power cord into the **POWER** connector on the bottom of the speaker, then plug the other end to a live AC (mains) wall socket.  
→ The speaker will automatically power on and the touch screen will turn on.



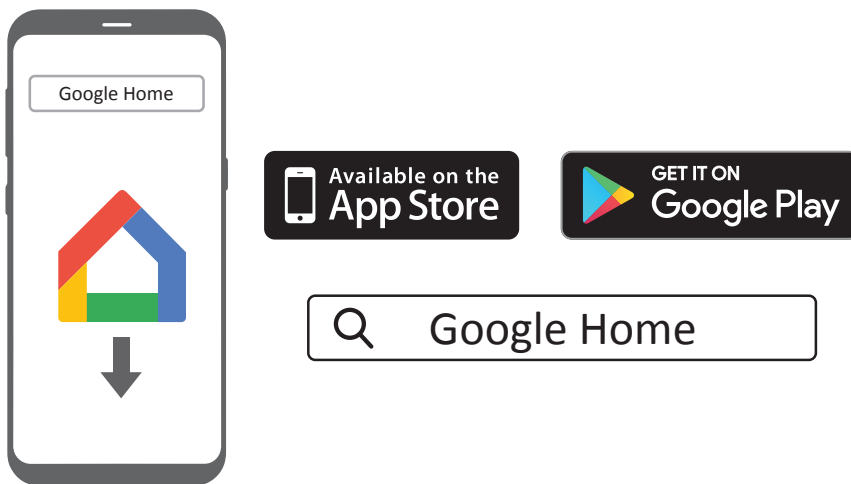
- 2) Select your language as instructed on the touch screen for the first-time setting.



# / CONNECTING TO WI-FI

Your Citation speaker is required to connect Wi-Fi with the Google Home app.

- 1) Download the Google Home app on your smartphone or tablet.



- 2) Power on your Citation speaker.
- 3) Run the Google Home app and set up your Citation speaker as instructed in the app. Always follow the instructions in the app to complete the Wi-Fi setup.
- 4) Sign in with your Google account to enjoy a personalized experience from the Google Assistant. If you do not have, create a new one.

#### CAUTION:

- If you encounter any setup issues, make sure to enable Bluetooth and location services on your smartphone or tablet.

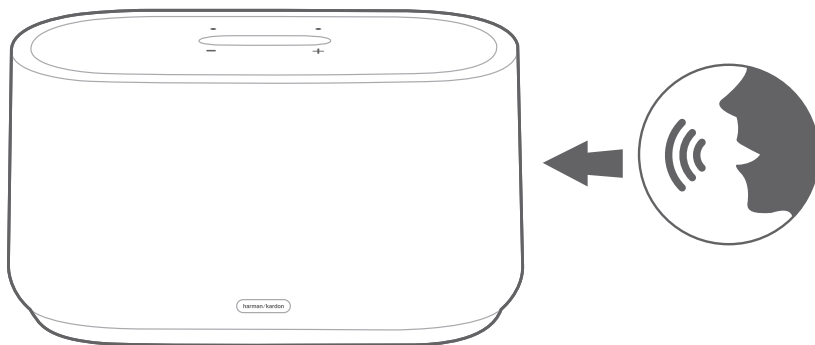
# / USING YOUR CITATION SPEAKER

## Talk to Google Assistant

Your Citation speaker comes with the Google Assistant built in. You can play music, get answers, manage everyday tasks, and easily control smart devices around your home by using your voice.

Always say the wake word “**Ok Google**” or “**Hey Google**” first and then your request.

→ Citation speaker will respond instantly.




### NOTE:

- For the latest voice commands, visit [assistant.google.com](https://assistant.google.com).

## Play Music with Chromecast

With Chromecast built in, you can stream music / tunes / podcasts / playlists from 300+ music apps to your speaker by simply tapping the Cast button.

- 1) Run the Chromecast enabled app on your smartphone or tablet.
- 2) Press the  icon in the app and select the Citation speaker.
- 3) Press “**Play**” in the app.

### NOTES:

- The name of your Citation speaker is assigned during the Wi-Fi setup.
- The Citation speaker can support audio streaming but not video streaming.

## Multi-room Group Playback with Citation Family

Citation speaker can support multi-room control provided by Chromecast built-in.

In the Google Home app, simply create a group, add your speakers together and then you have multi-room playability.


### NOTES:

- Refer to Google Home app for more details.
- The amount of Chromecast speakers you can stream music to depends on the bandwidth of your local wireless network. Theoretically, an unlimited amount of devices can be connected to stream the same song.

## Play Music through Bluetooth

You can use your Citation speaker as an external speaker for your Bluetooth enabled smartphone or tablet.

- 1) Press **Bluetooth** on the touch screen to enter Bluetooth pairing mode. During the 10 seconds of reconnection period, or until a successful connection, the white circle below **Bluetooth** will blink.



- 2) Select “CITATION 300” / “CITATION 500” to connect.
- 3) When the music is streamed, the name and the singer of the song will be scrolled on the screen.

### NOTES:

- Press and hold **Bluetooth** for more than 3 seconds to disconnect all Bluetooth connection and enter pairing mode.
- Bluetooth performance can be affected by the distance between this product and your Bluetooth device and the environment of operation.

## Playback Controls

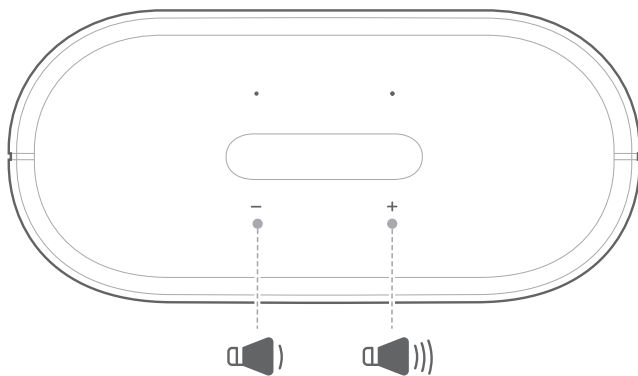
- **||**: Start, pause or resume play.
- **◀/▶**: Skip to previous / next track.

# / SETTINGS

## Volume

You have four ways to adjust the volume while playing music:

- Press **-/+** button on the top panel to decrease or increase the volume.



- Softly drag the volume bar on the touch screen.
- Adjust the volume via the Google Home app on your smartphone or tablet.
- Ask Google Assistant to adjust the volume by your voice.

## Brightness of the Touch Screen

Select **Options**, then press **Brightness** to adjust the brightness of the touch screen.

## Mute the Microphone

Press **Mute** to turn off the built-in microphone to disable voice command detection.

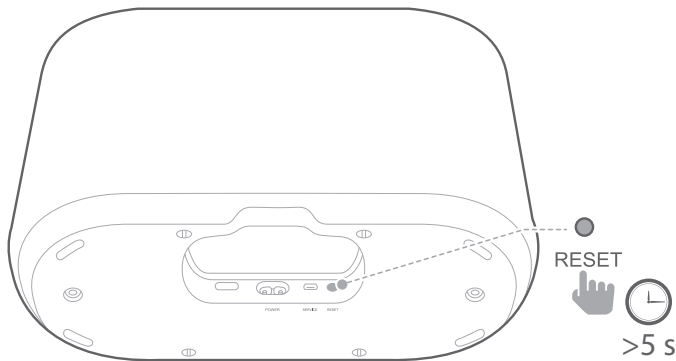
To resume the microphone function, press **Mute** once again.

## Software Upgrade

The software of your Citation speaker will be automatically upgraded to the latest version when the speaker is connected to the Internet via a Wi-Fi network.

## Restore Factory Settings

Press and hold the **RESET** button on the bottom of your Citation speaker for 5 seconds to restore the default settings programmed at the factory. When the factory settings restore is complete, the Citation speaker will automatically power off and restart.



## Cleaning and Maintenance

To keep the exterior surface of your Citation speaker clean, unplug the AC power cord from the speaker first, wipe the exterior surfaces gently with a clean, soft cloth.

### CAUTION:

- Do not use alcohol, benzene, or thinner to clean the fabric surface.

# / SPECIFICATIONS

	<b>CITATION 300</b>	<b>CITATION 500</b>
Transducer	2 x 89 mm woofer, 2 x 20 mm tweeter	2 x 131 mm woofer, 2 x 25 mm tweeter
Output power	100W RMS	200W RMS
Signal-to-noise ratio	>80dB	>80dB
Power supply	100-240v ~ 50/60Hz	100-240v ~ 50/60Hz
Power consumption in sleep mode	<2.0 Watts	<2.0 Watts
Bluetooth version	4.2	4.2
Bluetooth transmitter frequency range	2402 – 2480MHz	2402 – 2480MHz
Bluetooth transmitter power	<10dBm	<10dBm
Bluetooth transmitter modulation	GFSK, $\pi/4$ DQPSK, 8DPSK	GFSK, $\pi/4$ DQPSK, 8DPSK
Wireless network	802.11a/b/g/n/ac (2.4GHz/5GHz)	802.11a/b/g/n/ac (2.4GHz/5GHz)
2.4G Wi-Fi transmitter frequency range	2412 – 2472MHz (2.4GHz ISM Band, USA 11 Channels, Europe and others 13 Channels)	2412 – 2472MHz (2.4GHz ISM Band, USA 11 Channels, Europe and others 13 Channels)
2.4G Wi-Fi transmitter power	<20dBm	<23dBm
2.4G Wi-Fi modulation	DBPSK, DQPSK, CCK, QPSK, BPSK, 16QAM, 64QAM	DBPSK, DQPSK, CCK, QPSK, BPSK, 16QAM, 64QAM
5G Wi-Fi transmitter frequency range	5.150~5.350GHz, 5.470~5.725GHz, 5.725~5.825GHz	5.150~5.350GHz, 5.470~5.725GHz, 5.725~5.825GHz
5G Wi-Fi transmitter power	<23dBm	<20dBm
5G Wi-Fi modulation	QPSK, BPSK, 16QAM, 64QAM, 256QAM	QPSK, BPSK, 16QAM, 64QAM, 256QAM
Supported audio formats	HE-AAC, LC-AAC, MP3, Vorbis, WAV (LPCM), FLAC, Opus	HE-AAC, LC-AAC, MP3, Vorbis, WAV (LPCM), FLAC, Opus



	<b>CITATION 300</b>	<b>CITATION 500</b>
Dimensions (W x H x D)	12.1 x 7.1 x 5.6 in / 306 x 180 x 142 mm	14.7 x 8.4 x 6.8 in / 374 x 213 x 172 mm
Weight	9.0 lbs / 4.1 kg	16.8 lbs / 7.6 kg

# / TROUBLESHOOTING

## **Failed to connect to Wi-Fi.**

- Make sure that Wi-Fi is turned on.
- Make sure that you have selected the right network and entered the correct password.
- Make sure that your router or modem is turned on and within the range.
- Make sure that your Citation is connected to the same wireless LAN as your smartphone or tablet.

## **The Google Home app cannot find the device.**

- Make sure that your Citation speaker is powered on.
- Make sure that your network is working properly.
- Make sure that your router or modem is powered on and within the range.

## **No respond to the “OK Google” command.**

- Depending on the location of your Citation speaker, the ambient conditions may prevent the speaker from detecting the voice command “OK Google”. Avoid placing the Citation speaker in a noisy place or a place that is exposed to strong winds or echoes (sound reflections).
- Make sure that the built-in microphones are not muted.

# / TRADEMARKS



The Bluetooth® word mark and logos are registered trademarks owned by the Bluetooth SIG, Inc. and any use of such marks by HARMAN International Industries, Incorporated is under license. Other trademarks and trade names are those of their respective owners.



The Wi-Fi CERTIFIED Logo is certification marks of the Wi-Fi Alliance.



Google, Google Play, Chromecast, and other related marks are trademarks of Google LLC. Chromecast built-in may require subscription(s). The Google Assistant requires an internet connection and is not available in certain countries and languages. Availability and react of certain features and services are device, service, and network-dependent and may not be available in all areas. Controlling certain devices in your home requires compatible smart devices. Subscriptions for services and applications may be required and additional terms, conditions and/or charges may apply.

**harman / kardon**<sup>®</sup>  
by HARMAN